

INDICATORI CHEIE DE PERFORMANTA

I INDICATORI CHEIE DE PERFORMANTA FINANANCIARI

| INDICATOR | Formula de calcul | PONDERE (%) | PROPUS | an 2024 prevazut | an 2025 prevazut | an 2026 prevazut |
|---|--|-------------|--------|------------------------|------------------------|------------------------|
| 1.Indicatori de performanta privind politica de investiti | | | | | | |
| Rata cheltuielilor de capital (%) | CapEx/Total active *100 | 5% | 5.51% | 5.51% | 5.51% | 5.51% |
| 2. Indicatori de performanta privind finantarea | | | | | | |
| Rata lichiditatii curente (nr) | Active circulante/Datorii curente*100 | 5% | 2.00 | 2.00 | 2.00 | 2.00 |
| Rata lichiditatii imediate (nr) | Active circulante-stocuri/Datorii curente *100 | 5% | 2.00 | 2.00 | 2.00 | 2.00 |
| Levier (nr) | Datorii totale/Active totale | 5% | >0<-1 | >0<-1 | >0<-1 | >0<-1 |
| 3. Indicatori de performanta privind operatiuni | | | | | | |
| Viteza de rotatie a activelor (nr) | Cifra de afaceri/Valoarea medie a activelor | 5% | 0.50 | 0.50 | 0.50 | 0.50 |
| Viteza de rotatie a creantelor (nr) | Cifra de afaceri/Valoarea medie a creantelor | 5% | 2.75 | 2.75 | 2.75 | 2.75 |
| 4. Indicatori de performanta privind rentabilitatea | | | | | | |
| Rentabilitatea capitalului propriu (%) | Profitul net/Valoarea capitalului propriu | 5% | 1.00% | 1.00% | 1.00% | 1.00% |
| Rentabilitatea activelor (%) | Profitul net/Total active | 5% | 1.00% | 1.00% | 1.00% | 1.00% |
| Rata de crestere a Cifrei de afaceri (%) | (CA(t)-CA(t-1))/CA(t-1)*100 | 5% | 2.48% | 2.48% | 2.48% | 2.48% |
| 5. Indicatori de performanta privind politica de dividende | | | | | | |
| Rata de plata a dividendelor(%) | Dividende platite/Profit net *100 | 5% | 50.00% | 0.00% | 0.00% | 0.00% |

| | Formula de calcul | PONDERE | PROPUS | an | an | an |
|----------------|-------------------|------------|--------|----------|----------|----------|
| INDICATOR | | (%) | | 2024 | 2025 | 2026 |
| | | | | prevazut | prevazut | prevazut |
| Total I | | 50% | | | | |

II INDICATORI CHEIE DE PERFORMANTA NEFINANCIARI

1.Indicatori de performanta privind mediul

| | | | | | | |
|--|--|----|--------|--------|--------|--------|
| Emisiile generate direct de instalatiile companiei (1) | Emisiile direct generate de instalatiile companiei | 5% | -1.20% | -1.20% | -1.20% | -1.20% |
|--|--|----|--------|--------|--------|--------|

2. Indicatori de performanta referitor la client

| | | | | | | |
|-------------------------|--|-----|--------|--------|--------|--------|
| Satisfactia calatorilor | Total nr. evaluari de 4 si 5t /Total nr de evaluarai (t-1) | 10% | 46.00% | 46.00% | 46.00% | 46.00% |
|-------------------------|--|-----|--------|--------|--------|--------|

3. Indicatori de performanta privind angajatii

| | | | | | | |
|--|--|----|-------|-------|-------|-------|
| Frecventa totala a accidentarilor inregistrate | Nr de accidente inregistrate*1000000/Nr total de ore lucrate de toti angajatii | 5% | 10.00 | 10.00 | 10.00 | 10.00 |
| Numarul de instrui in materie de siguranta | Numarul total de instrui in materie de sigurantacare s-au realizat pe parcursul anului | 5% | 10.00 | 10.00 | 10.00 | 10.00 |

4. Indicatori de performanta privind guvernanta corporativa

| | | | | | | |
|---|-------|-----|----|----|----|----|
| Stabilirea politicilor de gestionare a riscurilor | DA/NU | 10% | DA | DA | DA | DA |
|---|-------|-----|----|----|----|----|

5. Indicatori de performanta privind transportul public


| | | | | | | |
|--|--|----|-------|-------|-------|-------|
| Viteza medie tehnica | Distanța parcursă/timp consumat pentru realizare | 5% | >14.5 | >14.5 | >14.5 | >14.5 |
| Coefficient de utilizare a capacitatii | Nr. calatori transportati/capacitate inventar autovehicole | 5% | >200 | >200 | >200 | >200 |


| | Formula de calcul | PONDERE | PROPUS | an | an | an |
|-------------------------------------|---|-------------|--------|----------|----------|----------|
| INDICATOR | | (%) | | 2024 | 2025 | 2026 |
| | | | | prevazut | prevazut | prevazut |
| Gradul de utilizare a parcului auto | Nr. autobuze in traseu/ numar total autobuze*100 | 5% | >69 | >69 | >69 | >69 |
| TOTAL II | | 50% | | | | |
| TOTAL I +II | | 100% | | | | |

MANDANT


SC BRAICAR SA
Consiliul de Administratie

Munteanu Dumitru  presedinte CA

Balaban Nicolae  membru CA

Coman Daniel  membru CA

Micu Alexandru  membru CA

Stanciu Daniela  membru CA

MANDATAR

Ing. Domniteanu Cristian

